

Online reading lesson 3 - The Lorax

Describing with a Visual Organiser.



Today, we are going to read some parts of "The Lorax" by Dr Seuss. We are going to "VISUALISE" the sort of person that the Once-ler is, because we can't actually see him in the story. Read these pages;



I felt a great **leaping**
of joy in my heart.
I knew just what I'd do!
I unloaded my cart.

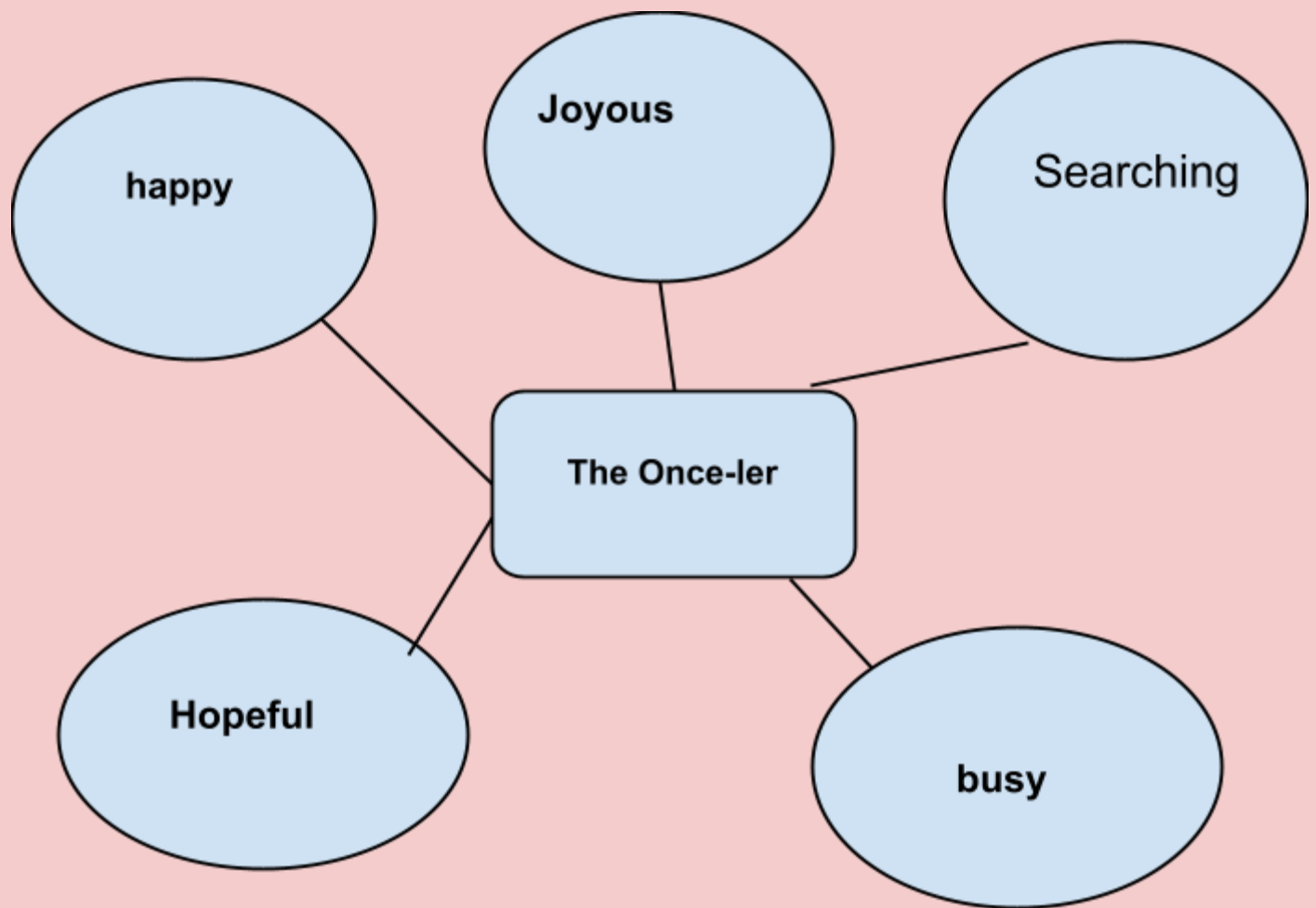


Some of the words tell us that the Once-ler was happy and hopeful and optimistic.

I want you to **visualise** the Once-ler; **visualising** brings him to life, engages your imagination and uses all of your senses.

I am going to put some of the words into a graphic organiser to help me to visualise the once-ler. ↓






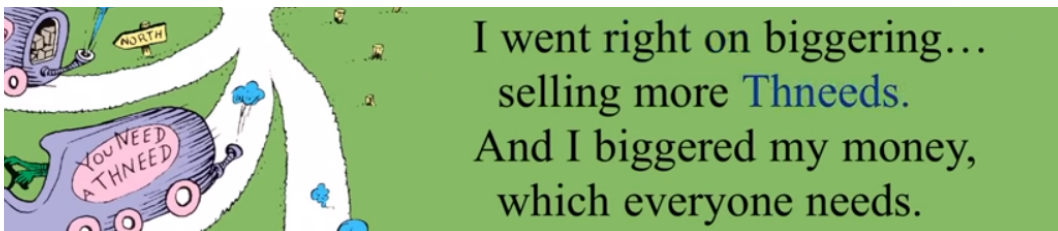
The Once-ler had found the Truffula trees, he was happy and hopeful and joyous and getting busy making Thneeds.

Now I want you to read these pages;





I biggered my factory.
I biggered my **roads**.
I biggered my wagons.
I biggered the loads



I went right on biggering...
selling more **Thneeds**.
And I biggered my money,
which everyone needs.

Now that you've read these pages, I want you to visualise what sort of a person the Lorax had become... 🧐💭🧐💭🧐💭

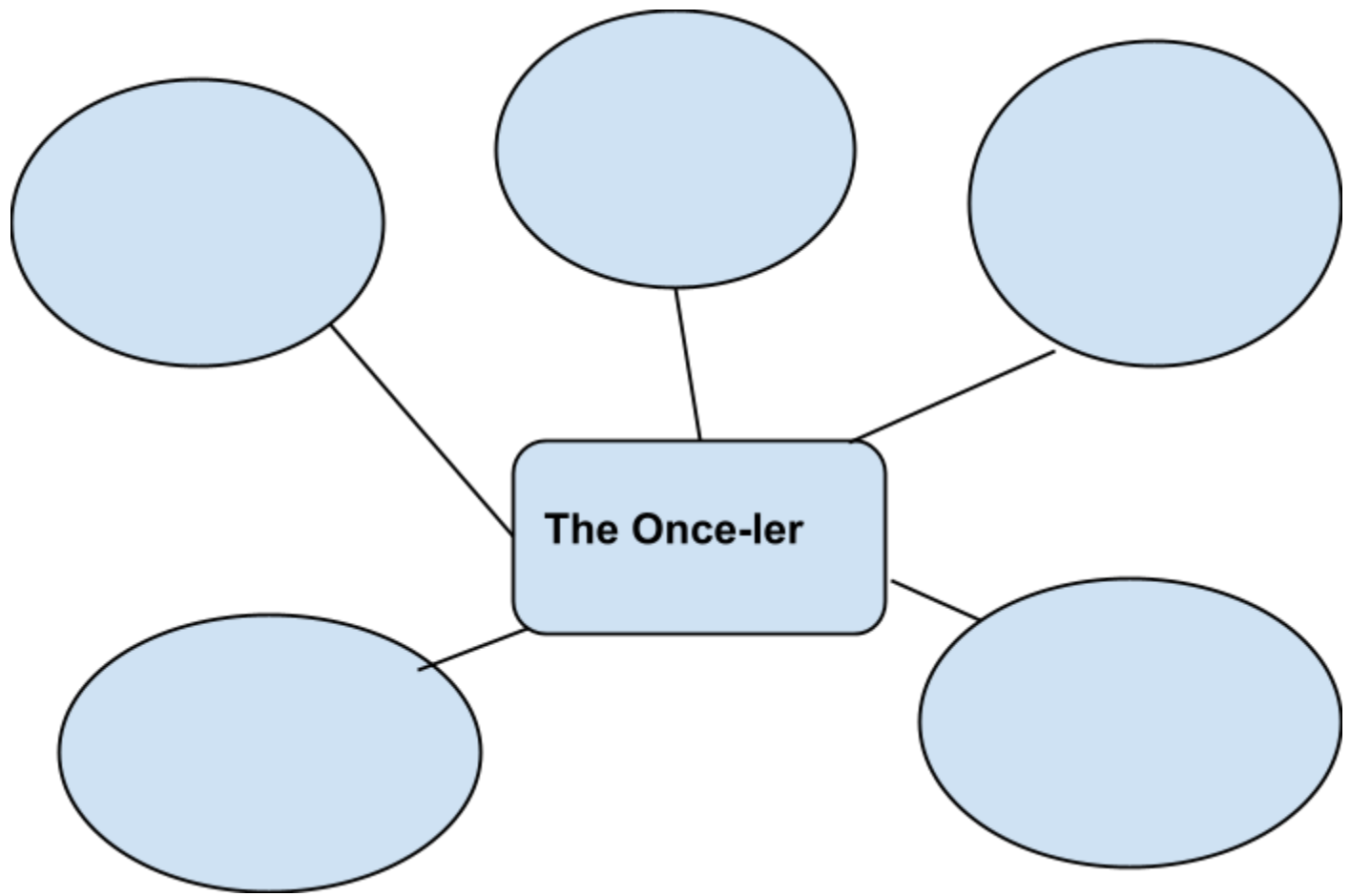
He is not so joyous and hopeful any more!

Complete the graphic organiser, using words to describe his new personality ↓



Double click in the circles to type your words!





Now try to write some sentences to describe the Once-ler's personality and how it changed during the story.
Use some of the adjectives from the two graphic organisers.

A large empty rectangular box for writing.

