
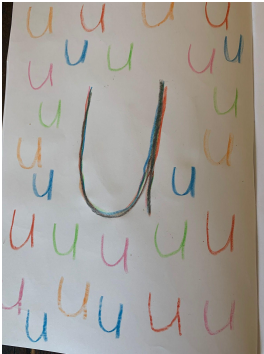
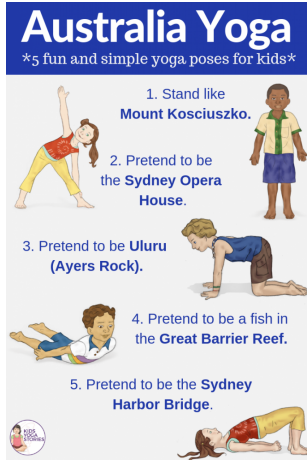


Week 7

	Day 1	Day 2	Day 3	Day 4	Day 5
Task	Can you tidy up your workspace before you start your lessons?	Can you organise your toys or books in your room to make them neat and tidy?	Draw a picture to give to someone you love!	Can you help mum and dad sweep the path or verandah?	Make a list of all the things you would like to do this weekend!
Morning Task 1 (20 mins)	<p>Task 1: Reading Resources: Laptop or iPad</p> <p>Log into PM eBooks Reader and read one of your assigned books and another from your PM bookshelf.</p> <p>Log into Reading Eggs and complete 3 tasks.</p>	<p>Task 1: Writing Resources: Playdoh</p> <p>Words to learn this week: no, into, I'm</p> <p><u>Playdoh Write</u> Watch the <i>Playdoh Write</i> video which is located in your Google Classroom under Literacy Links. Then <i>Playdoh Write</i> the words: no, into, I'm</p>	<p>Task 1: Reading Resources: Laptop or iPad</p> <p>Log into PM eBooks Reader and read one of your assigned books and another from your PM bookshelf.</p> <p>'Tic Tac Toe' Sight Word Activity Resources: One set of the sight word cards from last week's 'Concentration' game.</p>	<p>Task 1: Writing Resources: Pencils /crayons, scissors, glue and workbook</p> <p>Mixed up sentence Watch the <i>Mixed up sentence</i> video which is located in your Google Classroom under Literacy Video Links. Ask a parent to help you complete the 'Mixed up sentence' activity based on the PM reader you read on Wednesday.</p>	<p>Task 1: Reading Resources: Laptop or iPad</p> <p>Log into PM eBooks Reader and read one of your assigned books and another from your PM bookshelf.</p>
Task 2 (10 mins)	<p>Task 2: Fitness Resources: None</p> <p>Practise hopping on one leg 10 times then switch to the other leg and hop 10 times. Try balancing on each leg as you count to 20!</p>	<p><u>Rainbow Write</u> Resources: Pencils /crayons, workbook</p> <p>Watch the <i>Rainbow Write</i> video which is located in your Google Classroom under Literacy Video</p>	<p>Watch the instructional video 'Tic Tac Toe', located under Week 7 Remote Learning Topic then play the game.</p>	<p>Pin Pricking activity Resources: A pin and the 'Rainbow Write' words from earlier in the week.</p> <p>Watch the <i>Pin Pricking</i> video which is located</p>	<p>Diary entry Resources: Workbook, pencils</p> <p>If you could have one wish, what would it be and why? Write a sentence in your workbook and draw a picture to match your sentence</p> <p>Sand Writing Go outside and find some dirt or sand.</p>



Kindergarten (ES1) Learning Schedule

Week 7

<p>Task 3 (30 mins)</p>	<p>Task 3: Visual Arts - Rainbow Fish Painting</p> <p>Resources: lead pencil, eraser, foil, crayons/textas or water colour paints, scissors, black marker, glue, white art paper</p> <p>Procedure for the art lesson can be viewed from the Visual Arts attachment/tile under the Week 7 Remote Learning Topic in Google Classroom.</p> 	<p>Links. <i>Rainbow</i> Write the words: no, into, I'm</p> <p>Keep these words for a future activity.</p> <p>Task 2: Fitness Complete your workout for the day. Find a safe space and try doing: 10 Star jumps 10 Normal jumps 10 Sit ups Now try a plank, see how long you can hold it for!</p> <p>Task 3: Craft Resources: Cupcake cases, plain paper, crayons, cotton wool and glue</p> <p>Flatten the cupcake case out and cut it in half. Glue it onto the plain paper with the flat side facing to the bottom. Draw a long straight line from the bottom of the case downwards with a</p>	<p>Task 2: Fitness Find a safe space to practise your crab walk. Try walking like a crab in a straight line.</p> <p>Task 3: Handwriting Resources: Pencils /crayons, workbook</p> <p>Watch the handwriting video which is located in your Google Classroom under the Remote Learning Week 7 Topic. Complete the handwriting activity in your workbook for the letter 'u'.</p> 	<p>in your Google Classroom under Literacy Video Links. Using your <i>Rainbow Write</i> words from earlier in the week. Complete the pin pricking activity.</p> <p>Task 2: Fitness Try some of these yoga poses. Remember to find a space where you can stretch out.</p>  <p>Task 3: Characterisation Think about the traditional story The</p>	<p>Write the words no, into, I'm in the dirt or sand with a stick or your finger. Repeat this 3 times.</p> <p>Task 2: Fitness Resources: soft toys</p> <p>Using your toys, put them in a straight line but leave spaces after each toy. Now try and jump over each toy until you get to the end then run back to the beginning. Imagine you're a snake and wind in and out of the toys then run back to the beginning.</p> <p>Task 3: Creative Arts - Music Resources: either a bowl or metal saucepan both turned upside down</p> <p>Watch Snow Percussion and follow along with the video</p>
---	--	---	--	---	---

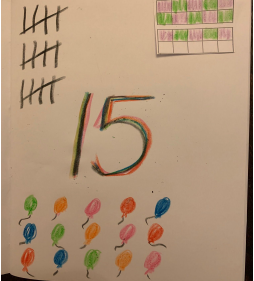
Kindergarten (ES1) Learning Schedule

Week 7

		<p>hook at the bottom (u shaped). If you have cotton wool you may like to glue this on at the top to form clouds. Add raindrops using crayons and any other rainy day features. See picture below for inspiration.</p> 		<p>three little pigs and the wolf in this story. Discuss with your parent: Did the Wolf behave how you expected him to? Do you think this wolf is a villain or misunderstood? Now watch the story Blow your nose Big Bad Wolf Discuss the following with your parent: Did the Wolf behave how you expected him to? Do you think this wolf is a villain or misunderstood?</p>	<p>using either clapping or saucepan/bowl as your beat keepers. Repeat twice.</p>
Break	Break	Break	Break	Break	Break
Task 4 (20 mins)	<p>Task 4: Maths Resources: Workbook, two ten frames (can be found in home reader pouch), pencils, glue</p> <p>Parent to write the number 15 in the middle of a new page in your workbook. <i>Rainbow Write</i> this numeral using 6</p>	<p>Task 4: Maths Resources: 20 Sided dice, numeral cards 1-20,</p> <p>Practise counting to 20 then back down to 0. Then count to 30 and back down to 0.</p> <p>Roll the dice and say the number out loud. Find the matching</p>	<p>Task 4: Maths Resources: Two dot dice 1-6 and Numeral cards 2-12</p> <p>Practise counting to 20 then back down to 0. Then count to 30 and back down to 0.</p> <p>Roll the dice and add the dots together. Then find the</p>	<p>Task 4: Maths Resources: Dominoes, paper and pencils</p> <p>Practise counting to 20 then back down to 0. Then count to 30 and back down to 0.</p> <p>Place dominoes face down in a pile. Pick up one domino at a time</p>	<p>Task 4: Maths Resources: Numeral cards 1-20,</p> <p>Practise counting to 20 then back down to 0. Then count to 30 and back down to 0.</p> <p>Place the numeral cards face down in a pile. Pick a numeral card then count on to</p>

Kindergarten (ES1) Learning Schedule

Week 7

<p>Task 5 (10 mins)</p>	<p>different coloured pencils. Collect a variety of 15 objects and count them out loud e.g. 15 spoons, 15 buttons, 15 leaves etc. Draw 15 little balloons at the bottom of the page and colour. Tally mark to represent 15 in the top left hand corner. Stick in two tens frames in the top right and colour 15 squares. Work out how many more you would need to colour to make 20?</p>  <p>Task 5: Fitness Click on the link I like to move it Find a suitable space to dance along OR if</p>	<p>numeral card and place it in front of you.</p> <p>Repeat rolling the dice until you have said all of the numbers. When placing the cards down try putting them in order from 1 to 20.</p> <p>Instructional Maths Video available to watch on how to play located under this Topic as Maths Number Videos - Day 2.</p> <p>Extension activity Resources: Numeral cards 1-30, as well as a 1-20 Numeral dice and 1-10 Numeral dice.</p> <p>Roll both dice then add the two numbers together. Then find the matching numeral card. Repeat this until you have rolled every number and don't</p>	<p>matching numeral card. Repeat rolling the dice until you have collected all of the numeral cards.</p> <p>Instructional Maths Video available to watch on how to play located under this Topic as Maths Number Videos - Day 3.</p> <p>Extension activity Resources: 2 dot dice, 1-8 numeral dice and numeral cards 3-20.</p> <p>Repeat game like above. Roll all three dice and add them together. Then find the matching numeral card for that number.</p> <p>Log into Mathletics and complete two tasks.</p> <p>Task 5: Fitness Click on this link 5 Minute Move to complete your fitness</p>	<p>and write down the total amount of dots on the domino. Repeat this game until you have recorded 10 dominoes.</p> <p>Instructional Maths Video available to watch on how to play located under this Topic as Maths Number Videos - Day 4.</p> <p>Extension activity Resources: Dominoes, paper and pencils</p> <p>Place the dominoes in a pile face down. Pick up a domino then record the dots as a number sentence. For example, if you pick up a domino that has two dots on one side and three on the other, you would record it as, $2 + 3 = 5$. Repeat this game until you have recorded 5 number sentences.</p>	<p>find out how many more you need to make 20.</p> <p>For example if I pick up 11, I then need to count on 12, 13, 14, 15, 16, 17, 18, 19, 20. So I know I need 9 more to get to 20. You might like to use counters or your fingers to help.</p> <p>Instructional Maths Number Video - Day 5 available to watch on how to play located under this Topic as Maths Number Videos - Day 5.</p> <p>Extension activity Resources: Numeral cards 1-30</p> <p>Place the numeral cards face down in a pile. Pick up a numeral card then count on to find out how many more you need to make 30. Remember</p>
---	--	---	---	--	---

Kindergarten (ES1) Learning Schedule

Week 7

<p>Task 6 (20 mins)</p>	<p>you have no internet access repeat this morning's fitness lesson</p> <p>Task 6: Money Resources: 5c, 10c, 20c, 50c, \$1 and \$2 coins, workbook, lead pencil</p> <p>Using a 5c, 10c, 20c, 50c, \$1 and \$2 coin identify and discuss what each coin looks like with a parent. What numbers are on the coin? What animals can you see? Place each coin with heads side up under a piece of paper in your workbook and rub the top of the paper with a lead pencil to transfer it onto the paper. Repeat this process with the tails side up.</p>	<p>forget to put your cards in order from 1 to 30.</p> <p>Log into Studyladder and complete two tasks.</p> <p>Task 5: Fitness Click on link Despicable Me and dance OR If you have no internet access repeat this morning's fitness lesson.</p> <p>Task 6: Time Resources: Workbook, pencils</p> <p>Watch the story of Big Rain Coming. This text lists the days of the week. Sing along to the days of the week song Days of the Week. In your workbook list the days of the week starting with Sunday through to Saturday.</p>	<p>workout. Find a suitable space to move along OR If you have no internet access repeat this morning's routine.</p> <p>Task 6: Money Resources: device</p> <p>Click on Money Match and complete the money match Level 1 and 2. Say the name of the coin as the card flips. Repeat if required.</p>	<p>Log into Studyladder and complete two tasks.</p> <p>Task 5: Fitness Click on this link Banana Banana Meatball and join in! OR If you have no internet access repeat this morning's routine.</p> <p>Task 6: Time Resources: Workbook, pencils, different devices that tell the time</p> <p>Watch the video and rock along to Rock and tell the time There are lots of different devices in our homes that tell the time. Have a look around your home and see how many you can see. In your work book draw the different types of devices that tell the time. Example: watch, clock, oven clock.</p>	<p>you can use counters to help you.</p> <p>Log into Mathletics and complete two tasks.</p> <p>Task 5: Fitness Click on this link Click on Dance and Freeze Find a suitable space to play the Freeze game. OR If you have no internet access repeat this morning's routine.</p> <p>Task 6: Money Resources: workbook, pencils</p> <p>Watch the The Story of Money by clicking on the link. With a parent discuss what we use money for and then watch the video about Australian Money Rap. In your workbook draw a picture of the animals that are on each coin.</p>
---	--	---	---	---	--

Kindergarten (ES1) Learning Schedule

Week 7

		Write or draw a picture of one thing that happened on each day in 'Big Rain Coming' beside each day. Example: Sunday – Stephen said, "Big rain coming"			Ask a parent to help you label each animal picture with the name of the coin that they appear on. For example a five cent has a picture of an echidna.
Break		Break	Break	Break	Break

Kindergarten (ES1) Learning Schedule

Week 7

<p>Afternoon Task 7 (30 mins)</p>	<p>Task 7: Science and Technology Resources: <i>workbook, pencils</i></p> <p>Think about how people look after the places that belong to them. <i>For example, your parents may take care of the garden at home. They mow the lawns, weed the garden beds and put any dead plants and weeds in the bin.</i> Think about our school and discuss how school rules are used to help the school community to care for the environment and each other. In your workbook create a sign with a rule that can be put in your home or at school that will remind</p>	<p>Task 7: Storytime Find a quiet spot in your house and click on the link to watch the story Arnie the Doughnut</p> <p>Task 8: Geography Resources: <i>School powerpoint from last week, paper, pencils</i></p> <p>Using the Our school powerpoint from Week 6 Remote Learning, guide your child to draw a simple map of our school.</p>	<p>Task 7: Storytime Find a quiet spot in your house and click on the link to watch the story Clark the Shark</p> <p>Task 8: Creative Arts Resources: <i>None</i> Before you listen to the link below, think about how music is used to communicate a character's personality. An example of this is if a character is evil the accompanying music would be dark and suspenseful.</p> <p>Listen to the story Peter and the Wolf focusing on the musical score. After listening to the story, answer the following questions;</p> <p>What instruments can you hear?</p>	<p>Task 7: Storytime Find a quiet spot in your house and click on the link to watch the story The Empty Pot</p> <p>Task 8: Languages Access your Greek Google Classroom and complete the assigned activity for this week.</p> <p>Greek A Code is: dhz2xvm</p> <p>Greek B Code is: j4gvvjb</p>	<p>Task 7: Storytime Find a quiet spot in your house and click on the link to watch the story The Rainbow Fish</p> <p>Task 8: PDHPE - Resources: <i>paper, colouring pencils or crayons</i></p> <p>Read Pedestrian Safety 'Who is out walking?' ebook. While you go through the book, students are to note;</p> <ul style="list-style-type: none"> - to always hold a grown up's hand when vehicles are close - where is the safest place to cross the road and who they should cross with - driveways and carparks are mini roads and need to be treated with care <p>Students are to brainstorm the sounds</p>
--	--	--	--	---	--

Kindergarten (ES1) Learning Schedule

Week 7

	<p>people to take care of the environment.</p> <p>Task 8: Library - 'No Never' story</p> <p>Resources: <i>Workbook or Paper, pencils</i></p> <p>Complete the library lesson attachment/tile from Mrs Holmes under the Week 7 Remote Learning Topic.</p>		<p>How does the music used for Peter, the bird and the cat make you feel?</p> <p>How does the music used for the Wolf make you feel?</p> <p>Why do you think the composer has chosen that instrument and score for the wolf?</p>		<p>they should look out for when around roads, driveways and carparks, then draw this brainstormed scenario. While they finish their drawing students may like to listen to the song Hands are for holding.</p>
--	---	--	--	--	---